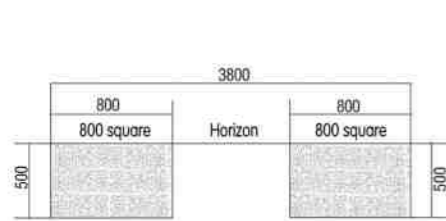
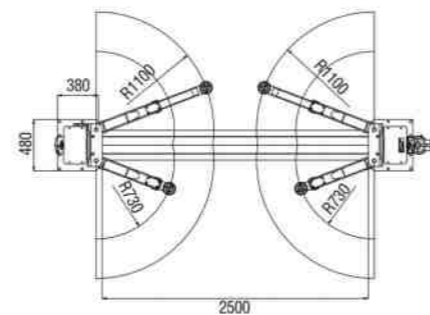
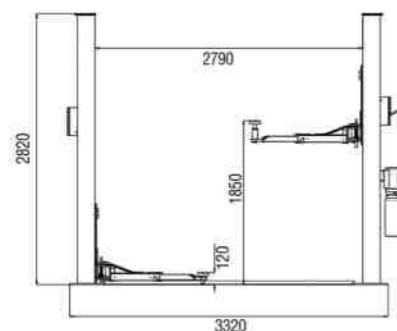


ESW-2140A TWO POST LIFT



Foundation drawing



Dimension

Features:

1. Floor design suitable for the bottom not high in the auto repair.
2. Adopt double cylinder, 4*4 higher and stronger chain, the wire rope balance system.
3. One side manual release.
4. Rubber pad door-opening protection.
5. Secure fence protect the toes.
6. Rubber support pad adopts double helix adjustment height and height increase joint.
7. Limit switch.
8. The arm adopts two stages or three stages design, larger range adjustment, suitable for different vehicle chassis, three-node arm optional installation.

Technical specifications:

Lifting capacity:	4000kg
Lifting height:	1850mm
Min.height:	120mm
Pass width:	2500mm
Column width:	2790mm
Total width:	3320mm
Lifting time:	50s-60s
Motor power:	2.2kw-380v/2.2kw-220v
Oil pressure rating:	24Mpa
Weight:	590kg



Anti-collision block



Arm lock



Heighten+tray with screw



One side manual release



Vehicle pterygoid lamina shaped by once



Emergency hand pump(optional)